



**2004-2005 KENTUCKY HIGH SCHOOL ATHLETIC ASSOCIATION
ANNUAL VERIFICATION OF TITLE IX PROCEDURES**

(To be submitted by April 15, 2005 along with other required forms)

APR 19 2005

The Lawrence County High School, Louisa, Kentucky
(Name of High School) (City)

certifies to the Kentucky High School Athletic Association that the following is an accurate and true representation of the facts surrounding compliance with 20 U.S.C. Sections 1681-1688, et. Seq. (also known as Title IX)

I certify the following provisions in accordance with records at the school contained in the permanent Title IX file, and to the best of my knowledge have completed the following tasks (All boxes must be checked).

Established a gender equity committee at the high school. (list committee personnel and provide attachment if necessary)

Name	Address	Phone	Title
John Baumgardner	812 Town Hill Road, Louisa, KY 41230	606-638-3329	Athletic Director
Thaniel Thacker	50 Bulldog Lane, Louisa KY 41230	606-638-9671	Dist. Title IX Cord.
James Ellis	100 Bulldog Lane, Louisa KY 41230	606-638-9676	Community Member
Joedy Cunningham	100 Bulldog Lane, Louisa KY 41230	606-638-9676	Teacher
Randy Anderson	1071 Violet Lane, Louisa KY 41230	606-638-9570	Boys Coach
Erin Evans	803 Adams Street, Louisa KY 41230	606-638-1321	Girls Coach
John Short	109 Heron Drive, Louisa KY 41230	606-638-9635	Girls Coach/Parent
Megan Sammons	5654 Highway 1690, Louisa KY 41230	606-673-4181	Female Student/Athlete
Will Hatten	2477 Spankem Branch Rd, Louisa KY 4123	606-686-1210	Male Student/Athlete

Scheduled a minimum of three meetings during the 2004-2005 school year on the following dates:

October 19, 2004	5:30 PM	LCHS Library
November 4 2004 (Special Meeting)	5:00 PM	LCHS Library
January 5, 2005	5:00 PM	LCHS Library
February 23, 2005	3:30 PM	LCHS Library

Designated the following person(s) as the Title IX coordinator for the school:

John Baumgardner	Athletic Director	100 Bulldog Lane Louisa, KY 41230	606-638-3329
Name	Title	Address	Phone

Designated the following person(s) as the Title IX coordinator for the district:

Thaniel Thacker	District Title IX Coordinator	50 Bulldog Lane, Louisa KY 41230	606-638-9671
Name	Title	Address	Phone

School personnel are continuing to make periodic reviews of the boys' and girls' athletics program reflected in the Corrective Action Plan.

In addition to the above information, the above referenced school maintains a complete permanent file relative to Title IX records including copies of the self-assessment audit, all corrective action plans, and other related materials.

David H. Sammons
Principal's Signature 4-15 20 05
Date

David H. Sammons
Superintendent Signature School Board Chairpersons' Signature

(Send original copy to KHSAA - Maintain duplicate in Title IX school folder)

2004-2005
ACCOMMODATION OF INTERESTS AND ABILITIES
SUMMARY PROGRAM CHART 1

KHSAA
 Form T1
 Rev. 10/04

Participation Opportunities Test One


		(Column 1)	(Column 2)	(Column 3)	(Column 4)
	Program	Enrollment	Percentage of Total Enrollment	Number of Interscholastic Participants (double and triple count)	Percentage of Total Participation
Row 1	GIRLS	412	52%	127	41.2%
Row 2	BOYS	382	48%	181	58.8%
Row 3	Totals	794	100%	308	100%

Instructions:

*Number of 8th grade students & below used in Column 3 and Column 4 calculations if applicable: 57

- 1) Determine the total number of girls enrolled, (place in Row 1, Column 1). Determine the total number of boys enrolled, (place in Row 2, Column 1).
- 2) Add the total number of girls and boys enrolled to determine total enrollment, (place in Row 3, Column 1).
- 3) Calculate the percentage of total enrollment that is female. (Divide Row 1, Column 1 by row 3, Column 1 and place in Row 1, Column 2.) Calculate the percentage of total enrollment that is male. (Divide Row 2, Column 1 by Row 3, Column 1 and place in Row 2, Column 2.) Note: Row 1, Column 2 plus Row 2, Column 2 should total 100%.
- 4) Ask the head coaches to review the most updated eligibility or squad lists for their teams. Ask coaches to confirm the names of those individuals who are on the team as of the first date of competition, and cross out the names of those who were cut from the team or quit the team prior to the first competitive event. Determine the total number of interscholastic athletics participants that are girls, (and place in Row 1, Column 3). In order to determine the total number of athletics participants, an individual should be counted each time he or she participates on a team. For example, if Jane Doe competes on the varsity volleyball team, the junior varsity volleyball team, the junior varsity basketball team, and the varsity softball team, she should be counted as four participants (do not include club or intramural sports participants, cheerleaders, dance teams, or pom squads). Calculate the same way for boys and girls. * In addition, should 8th grade students and below play on a Freshman, Junior Varsity, or Varsity team, they should also be counted for each team and sport on which they participate. If applicable, please asterisk the above notation as to how many 8th grade students & below are included in the totals. Using the same procedure, determine the total number of interscholastic athletic participants that are boys, (and place in Row 2, Column 3). Add Row 1, Column 3 plus Row 2, Column 3 to get total participants and place in Row 3, Column 3.
- 5) Calculate the percentage of female participation. (Row 1, Column 3 divided by Row 3, Column 3 and place in Row 1, Column 4.) Calculate the percentage of male participation. (Row 2, Column 3 divided by Row 3, Column 3 and place in Row 2, Column 4.) Note: Row 1, Column 4 plus Row 2, Column 4 should total 100%.

Note: While being within three percent is not a formal compliance standard; if the percent listed in Row 1, Column 4 is within 3% of Row 1, Column 2, then it provides a good target within which compliance is likely.

Principal's Signature:  Date: 4-15-05

2004-2005
ACCOMMODATION OF INTERESTS AND ABILITIES
SUMMARY PROGRAM CHART 2


KHSAA
 Form T2
 Rev. 10/04

Participation Opportunities Test Two

		Column 1	Column 2	Column 3	Column 4	Column 5
Program		Number of Teams Currently Offered	Number of Participants	Number of Teams Added in Last Five Years	Number of Participants Added in Last Five Years	Percent of Total Participation By Sex Added in Last 5 Years
GIRLS	Row 1	varsity:	7	77	1	1
	Row 2	j.v.:	3	38	0	0
	Row 3	frosh:	1	12	0	0
	Row 4	total:	11	127	1	1
BOYS	Row 5	varsity:	8	107	1	1
	Row 6	j.v.:	3	46	0	0
	Row 7	frosh:	1	28	0	0
	Row 8	total:	12	181	1	1

- 1) For Column 1, list the number of interscholastic teams offered for girls and boys at each competitive level (varsity, junior varsity, and freshman). For girls, total each of the entries in Rows 1, 2, and 3 into Row 4. For boys, total Rows 5, 6, and 7 into Row 8.
- 2) For Column 2, list the number of participants at each level. For girls, total each of the entries in Rows 1, 2, and 3 into Row 4. For boys, total Rows 5, 6, and 7 into Row 8. Note: The totals in Row 4 for girls and in Row 8 for boys must be the same as the totals in Form T-1, Column 3, Rows 1 and 2 respectively.
- 3) For Column 3, list the number of interscholastic teams that have been added in the last five years at each competitive level. Count each team added during the 5 year period only one time. e.g. Girl's junior varsity soccer was added 3 years ago, count the team only once, not 3 times. For girls, total the entries in Rows 1, 2, and 3 into Row 4. For boys, total Rows 5, 6, and 7 into Row 8.
- 4) For Column 4, list the number of participants that are currently on each level of the teams that were added in the last five years. If a team was added previously but no longer exists, there are no current participants to be added for that team. For girls, total the entries in Rows 1, 2, and 3 into Row 4. For boys, total Rows 5, 6, and 7 into Row 8.
- 5) For Column 5, calculate the percentage of participants that have been added in the last five years. For girls, take the number in Column 4, Row 4 and divide by the number in Column 2, Row 4. For boys, take the number in Column 4, Row 8 and divide it by the number in Column 2, Row 8.

Note: If the percentage of current participants added in the last five years is 25% or greater, compliance with test two may be possible. If less than 25%, then compliance with test three should be analyzed. **CAUTION:** 25% is not a formal compliance standard.

Principal's Signature:  Date: 4-18-05

2004-2005
ACCOMMODATION OF INTERESTS AND ABILITIES
SUMMARY PROGRAM CHART 3

KHSAA
 Form T3
 Rev. 10/04

Participation Opportunities Test Three

FOR ANY QUESTION ANSWERED "YES" IDENTIFY THE RESPECTIVE SPORT(S).

	GIRLS (Yes / No)		BOYS (Yes / No)
1. For a sport not currently played at the interscholastic level (varsity, junior varsity, or freshman) in your school, is there an intramural team offered for that sport?	NO		NO
2. For a sport not currently offered in your interscholastic athletics program, is there sufficient interest to form a viable interscholastic team based on participation on an intramural team or community recreation teams?	NO		NO
3. For a sport not currently offered, is there sufficient interest, based on your most recent Student Interest Survey, to form a viable interscholastic team based on student responses from the interscholastic survey? If yes, what sport?	NO		NO
4. For a sport currently offered at the varsity level only, is there sufficient interest, based on your most recent Student Interest Survey, to form a viable team for a junior varsity or freshman team that is not currently offered?	NO		NO
5. For a sport currently offered at the junior varsity or freshman level is there sufficient interest, based on your most recent Student Interest Survey, to form a varsity team not currently offered?	NO		NO
6. If you answered YES to question (1), (2), (3), (4), or (5), are there enough high schools in your geographic area offering the sport (at the appropriate level) to allow for the development of a reasonable schedule of competition?			

Principal's Signature:  Date: 4-15-05

2004-2005
ACCOMODATION OF INTERESTS AND ABILITIES
SUMMARY PROGRAM CHART 4

Levels of Competition Test One

		Column 1	Column 2	Column 3
Girls	Team Levels	Number of Teams Currently Offered	Number of Participants	Percentage of Participants at Each Level
Row 1	varsity:	7	77	60.63%
Row 2	j.v.:	3	38	29.92%
Row 3	frosh:	1	12	9.45%
Row 4	total:		127	100%
Boys				
Row 5	varsity:	8	107	59.12%
Row 6	j.v.:	3	46	25.41%
Row 7	frosh:	1	28	15.47%
Row 8	total:		181	100%

- 1) Column 1, list the number of interscholastic teams offered for girls and boys at each competitive level; varsity, junior varsity, and freshman. (Refer to Form T-2, Accommodation of Interests and Abilities, Summary Program Chart 2, Column 1.)
- 2) For Column 2, list the number of participants at each level. For girls, total the entries in Rows 1, 2, and 3 into Row 4. For boys, total the entries in Rows 5, 6, and 7 into Row 8. (Refer to Form T-2, Accommodation of Interests and Abilities, Summary Program Chart 2, Column 2.)
- 3) For Column 3, calculate the percentage of female and male participants at each level.
 For girls' varsity, junior varsity, and frosh, respectively:
 - Divide Column 2, Row 1 by Column 2, Row 4, and place the percentage in Column 3, Row 1.
 - Divide Column 2, Row 2 by Column 2, Row 4, and place the percentage in Column 3, Row 2.
 - Divide Column 2, Row 3 by Column 2, Row 4, and place the percentage in Column 3, Row 3.
 -
 For boys' varsity, junior varsity, and frosh, respectively:
 - Divide Column 2, Row 5 by Column 2, Row 8, and place the percentage in Column 3, Row 5.
 - Divide Column 2, Row 6 by Column 2, Row 8, and place the percentage in Column 3, Row 6.
 - Divide Column 2, Row 7 by Column 2, Row 8, and place the percentage in Column 3, Row 7.

Principal's Signature: _____

Date: 4-15-05

2004-2005
BUDGETED AND ACTUAL EXPENDITURES - PROGRAM COMPARISON CHART
TO INCLUDE BOOSTER CLUB FUNDING

	equipment and supplies	travel	awards	coaches' salaries (to include supplemental and extended employment)	facilities improvements	publications (if sport-specific)
	Expenditures	Expenditures	Expenditures	Expenditures	Expenditures	Expenditures
G basketball	10000	10800	200	8,135	0	0
B basketball	17300	9000	200	10,262	0	0
G softball	3500	2800	0	5,000	49700	0
B baseball	8800	6700	0	5,000	11600	0
G cross country	0	0	0	1,500	0	0
B cross country	0	0	0	1,500	0	0
G golf	375	0	0	0	0	0
B golf	375	0	0	0	0	0
G soccer	0	0	0	0	0	0
B soccer	0	0	0	0	0	0
G swimming	0	0	0	0	0	0
B swimming	0	0	0	0	0	0

1. Total expenditures on T-35 and T-36 on the 2004-2005 year report due by April 15, 2005, should reflect the total monies spent (rounded off to nearest hundred dollars) for the entire year of 2003-2004 ending June 30, 2004.

2. Booster Club Funding/Contributions must be included in the expenditures total.

Principal's Signature: *Charles H. White* Date: 4-18-05

Copyright 1999, Good Sports, Inc., Title IX and Gender Equity Specialists. All rights reserved.

* My signature only confirms the portion of monies from the interest accounts at KHSAA have been reported accurately.

2004-2005

KHSAA
Form T-36
REV. 10/04

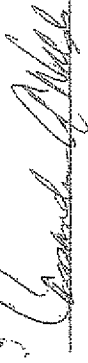
**BUDGETED AND ACTUAL EXPENDITURES - PROGRAM COMPARISON CHART 2
TO INCLUDE BOOSTER CLUB FUNDING**

Teams	equipment and supplies	travel	awards	coaches' salaries (to include supplemental and extended employment)	facilities improvements	publications (if sport-specific)
	Expenditures	Expenditures	Expenditures	Expenditures	Expenditures	Expenditures
G track	950	1700	100	2,200	0	0
B track	660	1300	100	2,400	0	0
G tennis	3150	600	100	2,200	0	0
B tennis	3270	600	100	2,200	0	0
G volleyball	3800	2200	0	1,200	0	0
B wrestling	1150	3000	0	3,000	0	0
G (list sport)						
B (football)	47800	12800	1200	20,367	0	200
G (list sport)						
B (list sport)						

1. Total expenditures on T-35 and T-36 on the 2004-2005 year report due by April 15, 2005, should reflect the total monies spent (rounded off to nearest hundred) for the entire year of 2003-2004 ending June 30, 2004.

2. Booster Club Funding/Contributions must be included in the expenditures total.

3. Indicate percentage of total expenditures for each gender: Total Expenditures \$217,762 % for boys 58.26 % for girls 41.74

Principal's Signature: 

Date: 4-15-05

Copyright 1999, Good Sports, Inc., Title IX and Gender Equity Specialists. All rights reserved.

** My signature only confirms the portion of monies from the internal accounts at KHSAA have been reported accurately.*

2004-2005 KHSAA TITLE IX ATHLETICS AUDIT
Checklist - Overall Interscholastic Athletics Program

KHSAA
 Form T4I
 Rev. 10/04

DIRECTIONS:

For the Areas of Compliance (Opportunities and Benefits) listed on the left hand side of the page, place a checkmark under the appropriate column identifying whether your school provided an advantage to the Girls' Program, or to the Boys' Program or to Neither Program.

Areas of Compliance:	ADVANTAGE TO:		
	GIRLS' PROGRAM	BOYS' PROGRAM	NEITHER PROGRAM
OPPORTUNITIES			
Accommodation of Interest and Abilities			X
BENEFITS			
Equipment and Supplies			X
Scheduling of Games and Practice Time			X
Travel and Per Diem Allowances			X
Coaching			X
Locker Rooms, Practice and Competitive Facilities			X
Medical and Training Facilities and Services			X
Publicity			X
Support Services			X
Athletic Scholarships			X
Tutoring			X
Housing and Dining Facilities and Services			X
Recruitment of Student Athletes			X

Principal's Signature: *Carol Wells*

Date: 4-15-05

2004-2005
TITLE IX


CORRECTIVE ACTION PLAN

SCHOOL NAME
Lawrence County High School

DIRECTIONS:

1. For Column 1, indicate the intended area which needs corrective action in order to achieve gender equity. For Column 2, write the suggested change or activities that will correct the area in need of alteration. For Column 3, include the estimated completion date for the changes or activities.
2. It is possible to attain compliance with Title IX and no longer need "corrective" action. However, the KHSAA strongly encourages compliant schools to identify items for improvement (Column 1), activities to accomplish the improvement (Column 2) and a timetable for completion (Column 3) that will strengthen the athletic program.
3. You may copy this form as needed. Please attach corrective action plans along with audit forms and submit by April 15, 2005.

COLUMN 1 ITEM FOR CORRECTION/ IMPROVEMENT	COLUMN 2 SUGGESTED CHANGE/ ACTIVITIES	COLUMN 3 TIME TABLE FOR CORRECTIVE ACTION/ COMPLETION
Uniform Policy	Devise an actual policy to be used when purchasing uniforms.	Completed see Section VI on purchasing.
Locker room, storage	Provide locker rooms for all athletes and provide storage for softball and volleyball	Completed see locker room and storage document.
Weight room schedule	Provide a schedule with time provided for girls and boy's programs equitably for using the weight facility.	See Wellness Center schedules attached.
Booster Club spending	Create a written plan to outline procedures for booster club spending	Awaiting recommendations from the superintendent and the local board of education.
Upgrade softball	Bring softball facilities up to the level of those at the baseball field. New dugouts and storage.	Under construction at this time are new dugouts, press box, storage and bleachers for the softball field. Should be totally complete before the end of the season 2005. See documentation included.

Principal's Signature: 

Date: 4-15-05

VI. Purchasing

Before any purchase can be made using school funds the coach will complete a purchase order and submit to the athletic director for approval. After the purchase order has the signature of the principal and athletic director and has been issued the proper PO number and only after all three of these criteria have been met may an order be placed.

All shipments must be made to the attention of

Lawrence County Athletic Director
Lawrence County High School
100 Bulldog Lane
Louisa, KY 41230

All shipments must come through the athletic director in order for the school to pay the invoice. Do not ship in the name of the head coach, team or booster club. Do not pick-up the order yourself. Purchase order codes and numbers will be put on PO's by the administration. Coaches are not to sign any portion of the PO. Please plan ahead and follow the yearly budget when submitting requests.

At the end of this handbook are a current budget and a uniform rotation plan. Booster clubs are not permitted to purchase uniforms to be used in KHSAA sanctioned play unless school monies are not available during the year uniforms are to be purchased under the rotation plan.

Uniform allotment provided funding permits

2004-2005

Girls Basketball	\$2,000.00
Boys Basketball	\$2,000.00
Softball	\$2,000.00
Baseball	\$2,000.00
	<u>\$8,000.00</u>

2008-2009

Girls Basketball	\$2,000.00
Boys Basketball	\$2,000.00
Softball	\$2,000.00
Baseball	\$2,000.00
	<u>\$8,000.00</u>

2005-2006

Volleyball	\$1,500.00
Wrestling	\$1,500.00
Boys Track	\$1,000.00
Girls Track	\$1,000.00
	<u>\$5,000.00</u>

2009-2010

Volleyball	\$1,500.00
Wrestling	\$1,500.00
Boys Track	\$1,000.00
Girls Track	\$1,000.00
	<u>\$5,000.00</u>

2006-2007

Boys Cross-C	\$500.00
Girls Cross-C	\$500.00
Football	\$5,000.00
	<u>\$6,000.00</u>

2010-2011

Boys Cross-C	\$500.00
Girls Cross-C	\$500.00
Football	\$5,000.00
	<u>\$6,000.00</u>

2007-2008

Boys Golf	\$500.00
Girls Golf	\$500.00
Cheerleading	\$2,500.00
	<u>\$3,500.00</u>

2011-2012

Boys Golf	\$500.00
Girls Golf	\$500.00
Cheerleading	\$2,500.00
	<u>\$3,500.00</u>

Locker Room and Storage Space for Lawrence County High School

	Locker Room	Storage
Cross Country (Girls)	Boys LR	None
Cross Country (Boys)	Girls LR	None
Golf (Boys)	End Left Gym	None
Golf (Girls)	Middle Left Gym	None
Volleyball (Girls)	Middle Left Gym	Under stage & 2 nd level gym
Football (Boys)	Football LR	FB LR/Outside Bldg
Basketball (Girls)	Girls LR	Girls LR
Basketball (Boys)	Boys LR	Boys LR
Wrestling	Wrestling LR(at LESU)	Wrestling LR
Track (Girls)	Middle Left Gym	Outside Bldg
Track (Boys)	End Left Gym	Outside Bldg
Tennis (Girls)	Middle Left Gym	Tennis Bldg
Tennis (Boys)	End Left Gym	Tennis Bldg
Softball	Softball LR	Softball LR
Baseball	Baseball LR	Baseball LR

Emergency

District Lawrence County District Code 315 Facility Name Lawrence County High Softball Facility School Code 260
Grade Level Served 9-12 Current Student Capacity 800 District Organization Plan P-5-8;6-8;9-12

DESCRIPTION AND SCOPE OF PROPOSED PROJECT

A. Check and complete the applicable items:

1. New Building
2. Addition
3. Renovation or Alteration (Describe) _____
4. Relocatable Classroom. Number _____ Size _____
5. Equipment/Furnishings Procurement (Describe) _____
6. Other (Describe) Construct Press Box, replace existing bleachers to meet code.
7. Site (Complete the Following):
 - a. Site Acquisition Existing Expansion No Number of Acres _____
 - b. A site has been acquired in accordance with 702 KAR 4:050 regulations N/A
Initials of District Superintendent _____
 - c. Location Bulldog Lane, Louisa, KY 41230 (adjacent to High School)
 - d. Proposed site currently owned by District: (Y) (N)

B. Compliance with 702 KAR 1:001/702 KAR 4:160

This application is being submitted for (refer to current plan):

1. Priority Category: _____
2. Discretionary Item Number: 5
3. Minor project not listed on Facility Plan: _____

IF NONE OF THE ABOVE APPLY, YOUR FACILITY PLAN WILL NEED TO BE AMENDED.

C. Please provide a complete narrative of the proposed project.

Title IX audit of High School revealed inadequate facility for girls softball.
Facility must be brought to standards existing for other sports such as baseball.
Therefore, pressbox and bleachers must be constructed to meet standards. Other misc.
work such as drainage must also be addressed.

1. Program Square Footage

Complete for new facilities, additions and renovations.

New Facility:

_____ Preschool _____ Elementary _____ Middle _____ High _____ Alternative Center

_____ Capacity _____ Gross Square Footage

Additions or Renovations: (Please mark "R" after total program square footage entered if renovation.)

<u>umber</u>	<u>Total Net Program Sq. Ft.</u>	<u>Number</u>	<u>Total Net Program Sq. Ft.</u>
Instructional:		Support Space:	
_____ Preschool Classroom (P)	_____	_____ General Office (GO)	_____
_____ Elementary Classroom (E)	_____	_____ Staff Office (SO)	_____
_____ Middle/High Classroom (MH)	_____	_____ Administrative Area (AD)	_____
_____ Special Education (Self-Contained) (SE)	_____	_____ Guidance Office (GUO)	_____
_____ Resource - Elementary (ER)	_____	_____ Guidance Reception (GUR)	_____
_____ Resource - Middle/High (MHR)	_____	_____ Custodial Receiving (CR)	_____
_____ Art - Elementary (ARE)	_____	_____ Site Based Office (SBO)	_____
_____ Art - Middle/High (AR)	_____	_____ Site Based Conference (SBC)	_____
_____ Band (BA)	_____	_____ Family Resource Area (FRA)	_____
_____ Vocal Music (MUV)	_____	_____ First Aid with Toilet (FA)	_____
_____ Music - Elementary (MUE)	_____	_____ Records Room (RR)	_____
_____ Computer - Elementary (COE)	_____	_____ Workroom (WR)	_____
_____ Computer - Middle (COE)	_____	_____ Kitchen (K)	_____
_____ Computer - High (COH)	_____	_____ Cafeteria (C)	_____
_____ Science Room (SCR)	_____	_____ Mechanical Room (MR)	_____
_____ Science Lecture Lab (SCL)	_____	Other:	_____
_____ Auditorium (AU)	_____	_____ Bay Bus Garage (BU)	_____
_____ Library (L)	_____	_____ Central Office (CO)	_____
_____ Physical Education (PE)	_____	_____ Board Room (BR)	_____
_____ Agriculture (AG)	_____	_____ Central Storage Facility (CSF)	_____
_____ Business Education (BE)	_____	Other _____	_____
_____ Developmental Occupations (DO)	_____	Other _____	_____
_____ Marketing Education (ME)	_____	Other _____	_____
_____ Home Economics (HE)	_____		
_____ Industrial Technology (IT)	_____		
_____ Drafting (DRF)	_____		
Other _____	_____		
Other _____	_____		
Other _____	_____		
Other _____	_____		
		TOTAL NET PROGRAM SPACE	_____
		For Phased Projects:	
		Estimated Total Net Program Square Footage (Include <u>all</u> Phases)	_____
		Estimated Total Construction Cost (Include <u>all</u> Phases)	_____
		Estimated Contract Date of Final Phase	_____
		This BG-1 is for Phase _____ of _____ Phases	

II PROPOSED PLAN TO FINANCE APPLICATION

A. Statement of Probable Cost:

1. Total Construction Cost	40,514
2. Architect/Engineer Fee	_____
3. Construction Manager Fee	_____
4. Bond Discount	_____
5. Fiscal Agent Fee	_____
6. Contingencies	4,051
7. Site Acquisition	_____
8. Equipment/Furnishings	_____
9. Equipment/Computers	_____
10. Technology Network System(KETS)	_____
11. Other	_____
Total Estimated Cost	44,565

B. Funds Available:

1. SFCC Cash Requirement	_____
2. SFCC Bond Requirement	_____
3. SFCC Bond Sale	_____
4. Local Bond Sale	_____
5. Cash - General Fund	44,565
6. Cash - Capital Outlay	_____
7. Cash - F.S.P.K.	_____
8. Cash Investment Earnings	_____
9. KETS	_____
10. Other	_____
11. Other	_____
Total Funds Available	44,565

THE ABOVE INFORMATION IS A STATEMENT OF PROBABLE COST AND FUNDS AVAILABLE AND IS REQUIRED TO BE REVISED TO CORRESPOND TO ACTUAL BIDS RECEIVED PRIOR TO THE SIGNING OF CONSTRUCTION CONTRACTS.

TO BE COMPLETED ON INITIAL & REVISED APPLICATION: The signing of this financial document certifies the above stated funds are available and designated for this project during this fiscal year.

 Superintendent 12/20/04 Date

Barbara Robinson
 Chairman 12-20-04 Date

ORIGINAL SIGNATURES REQUIRED

OTE: Any district anticipating the financing of this and/or other projects in a combined school revenue Bond should discuss the financing with the Director of Division of Finance.

TO BE COMPLETED ON INITIAL APPLICATION:
 This building project application is approved by the Division of Facilities Management indicating compliance with current facility an or minor project under 702 KAR 1:010.

Comments: _____

 Director/Branch Manager, Facilities Management

Date: _____

TO BE COMPLETED ON INITIAL APPLICATION WHEN KETS FUNDING IS INDICATED: Technology Approval: Application approval based on available KETS funding and conformance with approved district technology plan. Disbursement of these funds may require additional approval.

Comments: _____

 Director, Division of Systems Support, Education Technology

Date: _____

TO BE COMPLETED ON INITIAL & REVISED APPLICATION:
 Financial Approval: Tentative approval based upon financial information provided this office in support of projected cost.

Comments: _____

TO BE COMPLETED ON INITIAL APPLICATION:
 This building project application is hereby approved according to the condition outlined in the application. You should now proceed in accordance with the attached checklist.

Comments: _____

PITTMAN ENTERPRISES INC.

P.O. Box 330
Louisa, KY. 41230
606-638-3181

December 20, 2004

APPROVED

DEC 23 2004

Lawrence Co. Board of Education
Bulldog Lane
Louisa, Ky.
41230

LAWRENCE CO.
BD OF EDUCATION

Bid Proposal

RE: Girls Softball Field

We propose to provide all Materials, Equipment and Labor necessary to:

1. Tear down and remove existing Dugouts.
2. Construct new Dugouts per Board of Education specifications.
3. Install 14'x35' concrete slab for new Bleachers.
4. Install foundations and piers for new Press Box.

All construction to be completed by March 31, 2005.

Total Amount This Bid \$25,675.00

WELLNESS CENTER SCHEDULE DECEMBER 2004

	Sun		Mon		Tue		Wed		Thu		Fri		Sat	
	Weights	Floor	Weights	Floor	Weights	Floor	Weights	Floor	Weights	Floor	Weights	Floor	Weights	Floor
3:30			FB		CHL		FB		FB				CHL	
4:00	SB		FB		CHL		FB		FB				9AM TO	
4:30	SB		FB		CHL		FB		FB				12 NOON	
5:00	SB		SB		SB		BBSK	CHL	GBSK	SB			12/4 ONLY	
5:30	SB		BBSK	SB	SB		BBSK	CHL	B/G BSK	G/SB				
6:00	SB		BBSK	CHL/SB	BSB/SB		CHL/SB	CHL/SB	BBSK	G/SB				
6:30	SB		CHL/SB		BSBSB		CHL/SB		G/BSB					
7:00			CHL		BSB		SB		G/BSB					
7:30			CHL		BSB		SB		G/BSB					
8:00														
8:30														
9:00														
9:30														
10:00														

FB - FOOTBALL
 CHL - CHEERLEADERS
 SB - SOFTBALL

BBSK - BOYS BASKETBALL
 GBSK - GIRLS BASKETBALL
 BSB - BASEBALL

G - COMMUNITY GYMNASTICS

NOTE OVER CHRISTMAS BREAK

FOOTBALL - MON, WED, THUR 9 TO NOON

CHL TUE 9 TO NOON

WELLNESS CENTER SCHEDULE JANUARY 2005

	Sun		Mon		Tue		Wed		Thu		Fri		Sat	
	Weights	Floor	Weights	Floor	Weights	Floor	Weights	Floor	Weights	Floor	Weights	Floor	Weights	Floor
3:30			FB				FB		FB		CHL		CHL	
4:00	SB		FB				FB		FB		CHL		CHL	1/8/05 ONLY
4:30	SB		FB				FB		FB		CHL		CHL	9 AM TO 12 NOON
5:00	SB				SB/CHL		BBSK	CHL		SB/CHL		CHL		
5:30					GBSK	SB/CHL	BBSK	CHL	BBSK	SB/CHL		CHL		
6:00	SB		BBSK	CHL	GBSK	SB/BSB		CHL	BBSK	SB/CHL		BSB		
6:30	SB		BBSK	CHL	SB/BSB		SB/BSB	SB/BSB	BBSK	SB/CHL		BSB		
7:00			CHL		BSB		SB/BSB		SB			BSB		
7:30			CHL		BSB		SB/BSB		SB			BSB		
8:00														
8:30														
9:00														
9:30														
10:00														

FB - FOOTBALL
 CHL - CHEERLEADERS
 SB - SOFTBALL

BBSK - BOYS BASKETBALL
 GBSK - GIRLS BASKETBALL
 BSB - BASEBALL

G - COMMUNITY GYMNASTICS

WELLNESS CENTER SCHEDULE FEBRUARY 1ST - 14TH 2005

	Sun		Mon		Tue		Wed		Thu		Fri		Sat	
	Weights	Floor	Weights	Floor	Weights	Floor	Weights	Floor	Weights	Floor	Weights	Floor	Weights	Floor
3:30			FB				FB		FB		CHL			
4:00	SB		FB				FB		FB		CHL			
4:30	SB		FB				FB		FB		CHL			
5:00	SB		CHL		SB		CHL		SB/CHL		CHL			
5:30	SB		BBSK	CHL	SB		BBSK	CHL	SB/CHL		CHL			
6:00	SB		BBSK	CHL	GBSK		SB/BSB		SB/CHL		BSB			
6:30	SB		BBSK	CHL	SB/BSB		SB/BSB		SB/CHL		BSB			
7:00			CHL		BSB		SB/BSB		SB		BSB			
7:30					BSB		SB/BSB		SB		BSB			
8:00														
8:30														
9:00														
9:30														
10:00														

FB - FOOTBALL
 CHL - CHEERLEADERS
 SB - SOFTBALL

BBSK - BOYS BASKETBALL
 GBSK - GIRLS BASKETBALL
 BSB - BASEBALL

G - COMMUNITY GYMNASTICS

WELLNESS CENTER SCHEDULE FEBRUARY 15TH - 28TH 2005

	Sun		Mon		Tue		Wed		Thu		Fri		Sat	
	Weights	Floor	Weights	Floor	Weights	Floor	Weights	Floor	Weights	Floor	Weights	Floor	Weights	Floor
3:30			FB	BSB			FB	BSB	FB		BSB18	SB 25		
4:00			FB	BSB	SB		FB	BSB	FB	SB	BSB18	SB 25		
4:30			FB	BSB	SB		FB	BSB	FB	SB	BSB18	SB 25		
5:00			FB	BSB	SB		FB/BSK	BSB	FB	SB	BSB18	SB 25		
5:30			BBSK	BSB	GBSK	SB	BBSK	BSB	BBSK	SB	BSB18	SB 25		
6:00			BBSK	SB	GBSK	BSB	SB	BBSK	BBSK	BSB	SB 18	BSB 25		
6:30			BBSK	SB	BSB		SB		BBSK	BSB	SB 18	BSB 25		
7:00				SB	BSB		SB		BBSK	BSB	SB 18	BSB 25		
7:30				SB	BSB		SB		BBSK	BSB	SB 18	BSB 25		
8:00														
8:30														
9:00														
9:30														
10:00														

FB - FOOTBALL
 CHL - CHEERLEADERS
 SB - SOFTBALL

BBSK - BOYS BASKETBALL
 GBSK - GIRLS BASKETBALL
 BSB - BASEBALL

G - COMMUNITY GYMNASTICS

WELLNESS CENTER SCHEDULE APRIL 2005

	Sun		Mon		Tue		Wed		Thu		Fri		Sat	
	Weights	Floor	Weights	Floor	Weights	Floor	Weights	Floor	Weights	Floor	Weights	Floor	Weights	Floor
3:30			FB	BSB	BSB 8,22	SB 1,15,29	FB	B8,22 S1,15,29	FB	FB	BSB 8,22	SB 1,15,29		
4:00	Softball		FB	BSB	BSB 8,22	SB 1,15,29	FB	B8,22 S1,15,29	FB	SB	BSB 8,22	SB 1,15,29	Baseball	
4:30	Every Sun		FB	BSB	BSB 8,22	SB 1,15,29	FB	B8,22 S1,15,29	FB	SB	BSB 8,22	SB 1,15,29	Every Sat	
5:00	1:00 PM		FB	BSB	BSB 8,22	SB 1,15,29	FB	B8,22 S1,15,29	GBSK	SB	BSB 8,22	SB 1,15,29	10:00 AM	
5:30	to 3:00 PM			BSB	BSB 8,22	SB 1,15,29		BSB 8,22	GBSK	SB	BSB 8,22	SB 1,15,29	to 2:00 PM	
6:00	Baseball			SB	SB 8,22	BSB 1,15,29		SB 8,22	BSB		SB 8,22	BSB 1,15,29	Softball	
6:30	Every Sun			SB	SB 8,22	BSB 1,15,29		SB 8,22	BSB		SB 8,22	BSB 1,15,29	Every Sat	
7:00	3:00 AM			SB	SB 8,22	BSB 1,15,29		SB 8,22	BSB		SB 8,22	BSB 1,15,29	2:00 PM	
7:30	to 5:00 PM			SB	SB 8,22	BSB 1,15,29		SB 8,22	BSB		SB 8,22	BSB 1,15,29	to 6:00 PM	
8:00														
8:30														

During April the boys basketball team will be lifting with the football team. So FB will mean FB/BSK

FB - FOOTBALL

BSB - BASEBALL

SB - SOFTBALL

GBSK - GIRLS BASKETBALL

You may contact any coach about altering their time if you would like to share or use the facilities.

WELLNESS CENTER SCHEDULE MARCH 2005

	Sun	Mon	Tue	Wed	Thu	Fri	Sat
	Weights Floor	Weights Floor	Weights Floor	Weights Floor	Weights Floor	Weights Floor	Weights Floor
3:30		FB BSB	BSB4/18 SB 11/25	FB B4/18 S11/25	FB	BSB4/18 SB 11/25	
4:00	Softball	FB BSB	BSB4/18 SB 11/25	FB B4/18 S11/25	FB SB	BSB4/18 SB 11/25	Baseball
4:30	Every Sun	FB BSB	BSB4/18 SB 11/25	FB B4/18 S11/25	FB SB	BSB4/18 SB 11/25	Every Sat
5:00	1:00 PM	FB BSB	BSB4/18 SB 11/25	FB B4/18 S11/25	GBSK SB	BSB4/18 SB 11/25	10:00 AM
5:30	to 3:00 PM	BSB	BSB4/18 SB 11/25	BSB4/18 SB 11/25	GBSK SB	BSB4/18 SB 11/25	to 2:00 PM
6:00	Baseball	SB	SB 4/18 BSB 11/25	SB 4/18 BSB 11/25	BSB	SB 4/18 BSB 11/25	Softball
6:30	Every Sun	SB	SB 4/18 BSB 11/25	SB 4/18 BSB 11/25	BSB	SB 4/18 BSB 11/25	Every Sat
7:00	3:00 AM	SB	SB 4/18 BSB 11/25	SB 4/18 BSB 11/25	BSB	SB 4/18 BSB 11/25	2:00 PM
7:30	to 5:00 PM	SB	SB 4/18 BSB 11/25	SB 4/18 BSB 11/25	BSB	SB 4/18 BSB 11/25	to 6:00 PM
8:00							
8:30							
9:00	During March the boys basketball team will be lifting with the football team. So FB will mean FB/BSBK						
9:30							
10:00							

FB - FOOTBALL

BSB - BASEBALL

SB - SOFTBALL

GBSK - GIRLS BASKETBALL



TITLE IX
FIVE-YEAR ACCOMPLISHMENTS
1999-2004

KHSAA
Form T68
Rev. 9/03

At the end of this school year, as we complete the 5-year KHSAA Title IX Compliance Project, the KHSAA will provide the Kentucky Department of Education a status report of accomplishments. Please review your school's progress since 1999-2000 and itemize those accomplishments which you feel you have made in your efforts to provide greater gender equity in athletics at your school.

(For example: Softball field lights (or other improvements), specific amounts of "prime time" playing opportunity adjustments, cheerleading balance, equitable equipment replacement schedules, equitable pay for coaches, equitable opportunities for facilities use, establishment of additional sports, establishment of more teams at various levels, equalizing number of contests per season, etc., etc.)

Opportunities (Example: Sports or Levels of Teams Added for Girls)	Fall of 2004 Girl's Golf added.
Equipment and Supplies (Example: New Equipment - batting cages, soccer goals, uniforms, balls, bats, etc.)	Uniforms now being purchased on a 4 year cycle for all teams. Equipment purchased on a yearly budget with boys and girls programs receiving equal allocations.
Scheduling of Games and Practice Times (Example: 50/50 scheduling ratio of boys' games to girls'. Additional weekend "prime time" opportunities)	Girls basketball at better than 40% prime time and Friday night double headers scheduled for next season.

KHSAA

<p>Travel and Per-Diem (Example: Spring Break Trip for Softball, Upgrade of meals or meal opportunities)</p>	<p>Booster clubs are requested to provide meals to athletes when traveling away from home. School will provide \$5.00 per athlete if the booster club is unable to for trips more than 1 ½ hours from school.</p>
<p>Coaching (Example: Hiring of additional coaches, paying equitable salaries)</p>	<p>Coaches are paid via a board approved index according to years of experience and certified rank.</p>
<p>Locker Rooms, Practice and Competitive Facilities (Example: New or Renovated Facilities)</p>	<p>New softball construction under way. New hitting and weight training facility completed Spring of 2004. New football construction to begin Spring 2005. New basketball scoreboards installed Winter 2003. Volleyball sleeves installed in the high school to begin volleyball play at the high school fall of 2005.</p>
<p>Medical and Training Services (Example: Additional or equitable sports coverage by medical support personnel, access to weight room)</p>	<p>New weight equipment purchased to be used by any team requesting time to do so.</p>
<p>Publicity (Example: New or improved promotional opportunities at sporting events: 1. Dance/Pep/Cheerleaders 2. Posters 3. Radio/Television)</p>	<p>Cheerleaders now cheering equal boys and girls contests. Media boxes placed in gym for local radio and newspapers.</p>
<p>Support Services (Example: Additional funding for girls' sports)</p>	<p>Extra money beyond the allotment was spent to supply girl's basketball with equipment and uniforms for the 2004-05 season.</p>
<p>Other Title IX Advancements</p>	<p>Gender equity committee meetings held regularly and minutes available to anyone.</p>

Principal's
Signature:

Carroll A. Wall

Date: 4-15-05